



ECHO Microwave Co., Ltd. (www.echomicrowave.com)

Star Tower #1207, Sangdaewon-dong 223-25, Jungwon-gu, Sungnam-si, Gyeonggi-do,
Korea (ZIP: 462-738)

Tel: +82-31-8018-5010 / Fax: +82-31-8018-5011

Specification

1. Item

Product	Cavity Filter
Part Number	ECA1300P20BA30A


2. Revision History

Issued / Revision	R&D Approved	Revision Detail
2018-10-22	WSL	Draft



Specification

Cavity Filter

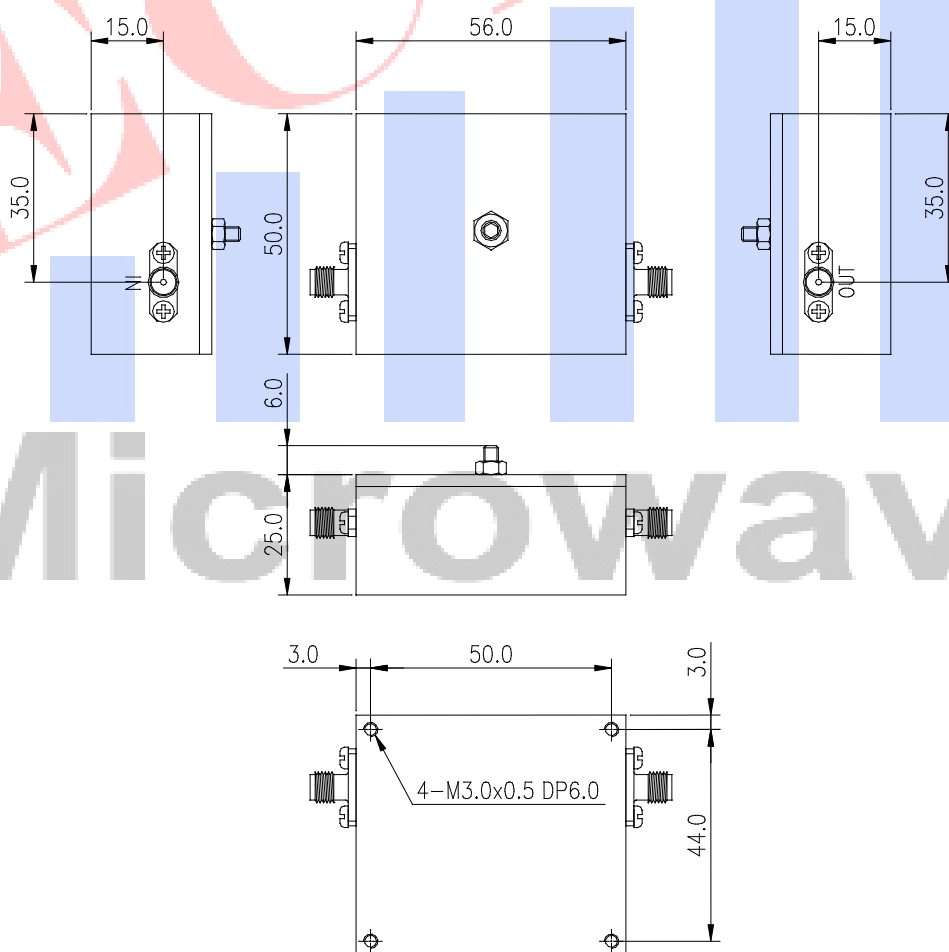
Design	R & D	Approval
		
CYKIM	WSL	

Customer:	Date: 2018-10-22	Part No.: ECA1300P20BA30A
-----------	------------------	---------------------------

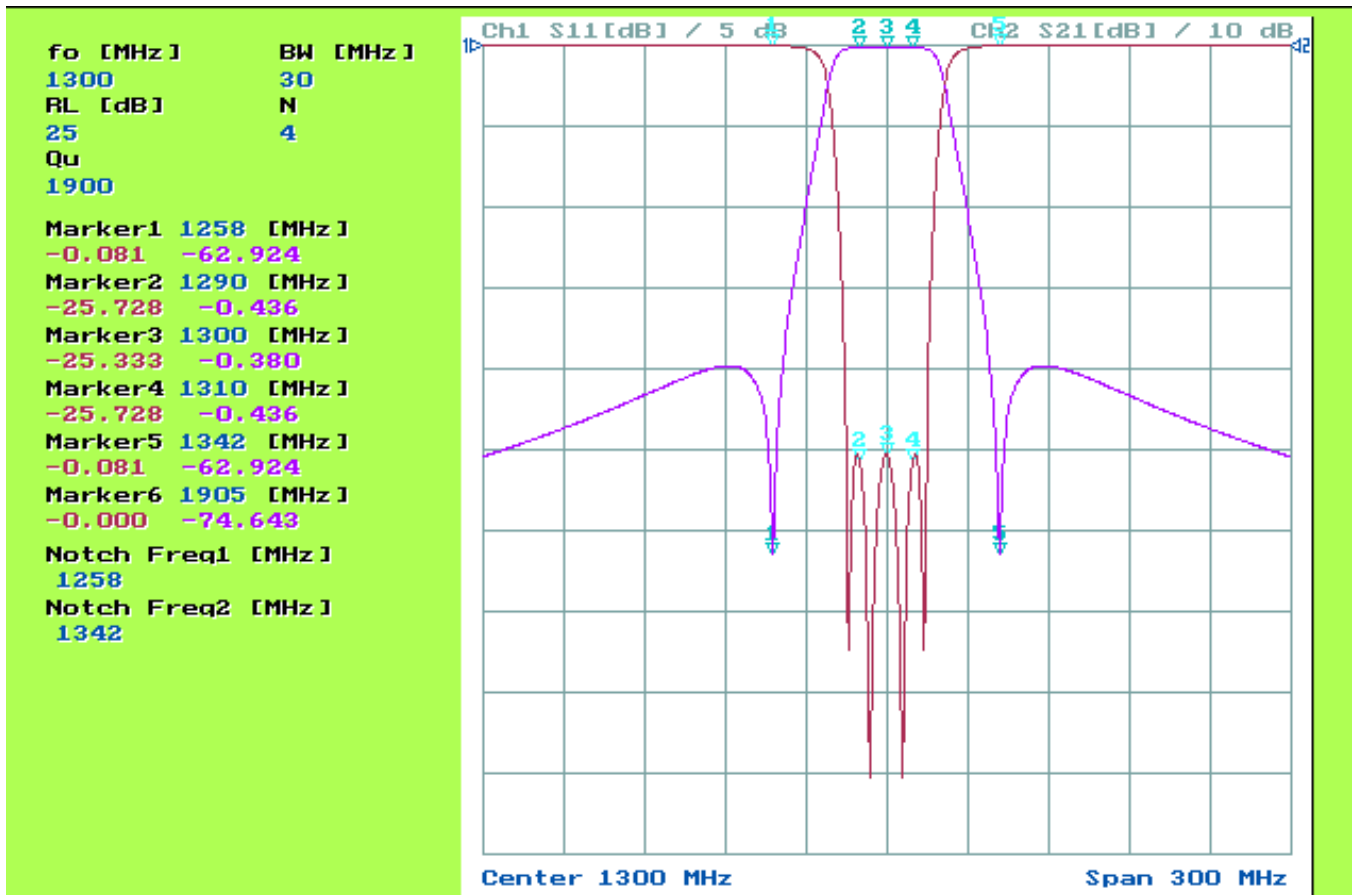
Electrical Specification

No.	Parameter	Unit	Specification
1	Center Frequency	MHz	1300
2	Pass Bandwidth	MHz	Fc ±10 min. (1290~1310MHz)
3	Insertion Loss in B.W	dB	1.0 max.
4	Ripple in BW	dB	0.2 max.
5	Return Loss in BW	dB	18 min.
6	Attenuation	dBc	30 min. @ 1258MHz 30 min. @ 1342MHz
7	Input Power	W	20 avg., max.,
8	IN/OUT Impedance	Ω	50
9	Operating Temperature	Deg	-30 ~ +70
10	Connector	-	SMA (Female) – All ports
11	Finish	-	Black Epoxy Painting

Dimension [Unit : mm]



Simulation Graph



Microwave